| | | |
|---|---|---|
| / / | | |
| / | | |
| | | |
| | | |
| | | |
| | | |
| | | 2020 |
| | | , |
| | | |
| | | 10% |
| | | |
| | | |
| | | |
| | | |
| | | |
| | | |
| | | |
| | | |

| | | |
|---|---|---|
| | | |
| | | |
| | | |

| | | |
|---|---|---|
| | | |
| | | |
| | | |
| | | / |
| | | |
| | | |
| | | |
| | | |
| | | 1<br>2 |
| A | | |
| | | |

| | | | |
|---|---|---|---|
| | | | 002243 |
| | | | |
| | | | |
| | | | |
| | SHENZHEN BEAUTY STAR CO.,LTD. | | |
| | BEAUTY STAR | | |
| | | | |

| | | |
|---|---|---|
| | 1001<br>A | 1001 |

1

| | | |
|---|---|---|
| | -663,584.96 | |
| | 15,581,862.43 | |
| | 7,257,707.48 | |
| | 3,428,749.00 | |
| | 54,341,102.14 | |
| | 6,917,268.16 | |
| | 15,054,461.16 | |
| | 3,987,955.93 | |
| | 67,820,687.16 | -- |

1

1

| | |
|---|---|
| | 99.97% |
| | 769.29% |
| | 31.93% |
| | 177.20% |
| | 89.14% |

2020

ISO/TC122/SC4 SAC/TC49 TC170

13 5

2019

A

2025

863

CNAS CMA

30 499

2020

/

+

# 2020

2020 3

2

2020 82,162.38 12.47% 16,425.64 29.71% 14,403.56 23.17%

2020 82,162.38 12.47% 55,147.84 12.11% 3,988.40 10.29% 10,232.79 7.13% 4,244.72 , 16.85% 795.35 25.99% 15,757.01 32.88% 16,425.64 29.71% 14,403.56 23.17%

2020 6 30 962,968.70 11.63% 319,122.14 11.59% 33.14% 0.01% 542,693.23 11.50% -6,936.14 127.20% -48,776.38 953.02% 98,149.77 854.05% 236,559.69 29.50%

| | | | 2020 |
|---|---|---|---|
| | -487,763,816.38 | -46,320,364.20 | 953.02% |
| | 981,497,731.16 | 102,877,139.30 | 854.05% |
| | 425,336,931.67 | 310,995,175.23 | 36.77% |
| | 16,067,241.77 | 27,269,622.36 | -41.08% |
| | 50,685,175.29 | 27,727,048.56 | 82.80% |
| | 23,080,923.58 | 74,825,788.19 | -69.15% |
| | 7,371,541.94 | 396,020.37 | 1,761.40% |
| | 685,223.47 | 1,460,469.87 | -53.08% |

| | | | | | |
|---|---|---|---|---|---|
| | | | | | |
| | 31,733,000.14 | 3.86% | 50,618,789.59 | 5.39% | -37.31% |
| | 5,745,257.86 | 0.70% | 15,901,990.63 | 1.69% | -63.87% |
| | 6,234,588.85 | 0.76% | 4,515,333.61 | 0.48% | 38.08% |
| | 262,941,190.75 | 32.00% | 256,470,792.86 | 27.32% | 2.52% |
| | 47,139,829.97 | 5.74% | 74,013,719.06 | 7.88% | -36.31% |
| | 111,027,079.74 | 13.51% | 99,597,436.13 | 10.61% | 11.48% |
| | 137,949,002.63 | 16.79% | 129,506,181.85 | 13.80% | 6.52% |
| | 95,818,435.66 | 11.66% | 116,042,228.97 | 12.36% | -17.43% |
| | 4,888,456.57 | 0.60% | 7,397,006.39 | 0.81% | -33.91% |
| | | | | | |
| | 195,454,636.61 | 23.79% | [illegible] | 3.16% | [illegible] |
| | 626,169,135.70 | 76.21% | [illegible] | [illegible] | [illegible] |

| | | | | | | |
|---|---|---|---|---|---|---|
| | | | | | | |
| | 2,367,184,677.89 | 24.58% | 1,829,088,320.21 | 23.64% | 0.94% | |
| | 592,501,527.37 | 6.15% | 554,039,127.09 | 7.16% | -1.01% | |
| | 1,173,315,405.77 | 12.18% | 727,933,116.18 | 9.41% | 2.77% | |
| | 715,273,290.37 | 7.43% | 646,853,282.34 | 8.36% | -0.93% | |
| | 1,691,459,681.89 | 17.57% | 1,190,332,600.16 | 15.38% | 2.19% | |
| | 1,211,052,557.47 | 12.58% | 1,244,068,357.07 | 16.08% | -3.50% | |
| | 93,812,056.98 | 0.97% | 38,760,511.65 | 0.50% | 0.47% | |
| | 563,400,000.00 | 5. | | | | |

| | | | | | | | | | | | | | | |
|---|---|---|---|---|---|---|---|---|---|---|---|---|---|---|
| | | | 417,648,000.00 | 40.00% | | YANLORD LAND PTE. LTD. | 30 | | | 0.00 | -1,517,948.90 | | 2020 01 04 | 2020 1 4 www.cninfo.com.cn |
| | -- | -- | 417,648,000.00 | -- | -- | -- | -- | -- | -- | 0.00 | -1,517,948.90 | -- | -- | -- |

| | | | | | | | |
|---|---|---|---|---|---|---|---|
| 300840 | | 3,267.00 | | | 3,267.00 | | 3,267.00 |
| ZM | Zoom Video Communications, Inc. | 274,636.72 | 12,831,501.30 | | | 21,802,376.40 | 8,970,875.10 |
| 002971 | | 4,176.52 | | | 4,176.52 | 9,754.22 | 5,261.98 |
| 002972 | | 3,964.05 | 6,910.35 | | | | |

| | | | | | | | | | | | |
|---|---|---|---|---|---|---|---|---|---|---|---|
| | 2 | | 3.30 | 09 | | | 7.94 | 65 | 4.37 | | |
| | | | | | | | | | | | |
| ) | | | | | | | | | | | |

| | |
|---|---|
| | 49,488.13 |
| | 0 |
| | 0 |
| | 0 |
| | 0 |
| | 0.00% |
| | |
| 2019 2467 2020 6 45,998,160 10.87 / 499,999,999.20 5,118,721.71 494,881,277.49 2020 6 30 | |

| | ( ) | | (1) | | (2) | (3) (2)/(1) | | | | |
|---|---|---|---|---|---|---|---|---|---|---|

| | | | | | | | |
|---|---|---|---|---|---|---|---|
| | | | | | | 2020 | |
| 1 | 34,600 | 34,600 | 0 | 0 | 0.00% | 12 | 31 |
| 2 | 13,000 | 13,000 | | | | | |

| | |
|---|---|
| | |

| | | |
|---|---|---|
| 2020 | 2020 08 21 | www.cninfo.com.cn |

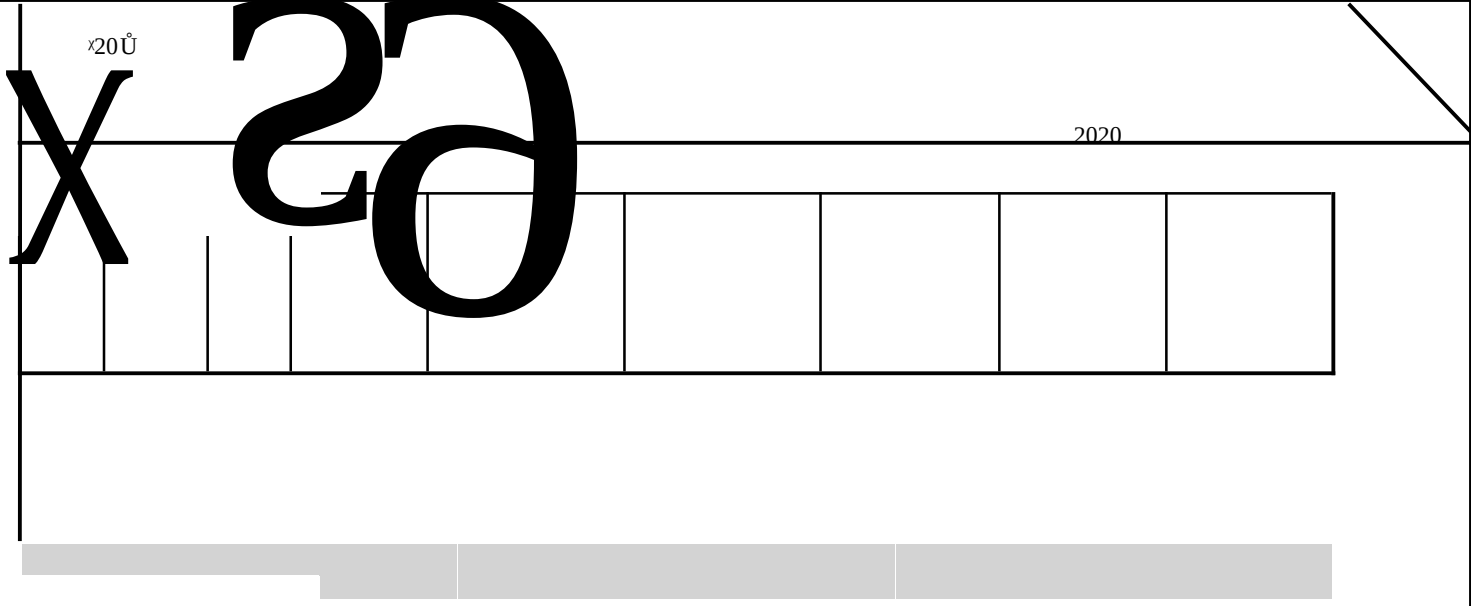

579, 9

| | | |
|---|---|---|
| | | |

| | | | | | |
|---|---|---|---|---|---|
| 2019 | | 72.89% | 2020 04 15 | 2020 04 16 | 2019 2020-056 2020 4 16 www.cninfo.com.cn |
| 2020 | | 53.31% | 2020 06 15 | 2020 06 16 | 2020 2020-075 2020 6 16 www.cninfo.com.cn |

2020

| | | | | | | |
|---|---|---|---|---|---|---|
| | | | | | | |
| | | | | | | |
| | | | | 2018<br>12 07 | | |

2020

| | | | | | | |
|---|---|---|---|---|---|---|
| | | | | 2018<br>12 07 | | |

1 ȁ ¬ ˪ ϶ Ь ڭ Ẋ ȁ ص

2

| | | | | | | |
|---|---|---|---|---|---|---|
| | | | | 2020 | | |
| | | | 1<br>2<br>3 | 2018 12<br>07 | | |

[redacted]

2020

1

2020

1

6

20 6

6

2022

( ); 2 2019 06 12

05 18

3

4



;

;

;

;

;

;

;

;

2019 2020 2021

15,620 23,600 33,740

2019 2020 2021

27,000 33,000 42,000

| | | | | | | |
|---|---|---|---|---|---|---|
| | | | 1<br>2<br>3<br>1<br>2 3<br>4<br>4<br>5 | 2020<br>2019 06<br>05 | | |

| | | | | | | |
|---|---|---|---|---|---|---|
| | | | | 2020 | | |
| | | | 1<br>2<br>3<br>1<br>2 3<br>4<br>4<br>5 | 2019 06<br>05 | | |

| | | | | | | |
|---|---|---|---|---|---|---|
| | | | | 2020 | | |
| | | | 1<br>2<br>3<br>4<br>5<br>1<br>2<br>3<br>4 | 2019 06<br>05 | | |

2020

1

2

2019 06

05

3

4

5

| | | | | | | |
|---|---|---|---|---|---|---|
| | ;<br>;<br>;<br>;<br>;<br>;<br>(  );<br>; | | 1<br>2<br>3<br>4<br>5<br>6 | 2019 06<br>05 | | |

| | | | | | | |
|---|---|---|---|---|---|---|
| | ;<br>;<br>;<br>;<br>;<br>;<br>(  );<br>; | | 1<br>2 | 2019 06 05 | | |
| | ;<br>;<br>;<br>;<br>;<br>;<br>(  );<br>; | | 1<br>40% 40% " "<br>2<br>2018 12 31<br>3 | 2019 06 05 | | |

2020

| | | | | | | |
|---|---|---|---|---|---|---|
| | ; | | 1<br>2<br>3 | 2019 06<br>05 | | |

2020

1

2

3

1

2

1

2

à

46

1

2

3

1

2

1

2

3

2020

1

50

2 / /

1

15 104 105

; ; ;

; ; ; ;

; ; ;

;

; ; ;

;

2019

06 05

| | | | | | | |
|---|---|---|---|---|---|---|
| | ;<br>;<br>;<br>;<br>;<br>;<br>(  );<br>; | | 1<br>2<br>3<br>4 | 2019<br>06 05 | | |
| | | | | 2019<br>09 18 | | |

| | | | | | | |
|---|---|---|---|---|---|---|
| | | | 1<br>2<br>3<br>4<br>5 | 2019<br>09 18 | | |
| | ; ; ;<br>; ;<br>;<br>;<br>; ; ;<br>; ;<br>; ;<br>; ; ;<br>; ; ; | | /<br>/ / / /<br>/ / / / / | 2019<br>09 27 | 2020<br>12<br>18 | |
| | ; ; ; | | /<br>/ | 2019<br>09 30 | 2020<br>12<br>18 | |

2020

; ; /
; / / /
; / / / /
; ;
; ;

2019 09 30 2020 12 18

; ; ;
; ; ; /
; / /
; ; / /
; ;

2019 09 30 2022 12 18

2019 09 30 2022 12 18

1 36

2019 10 29 2022 1

2 36

1

2

1

2

3

1

2

3

4

Ò ⅝Π㎡ᵝ Ē├ʒ L ㎡ ├ ̈ Ė̀ ̦ κ ̦ b ᵖ ̈ ㎡ ├π ì ㄱ ᵝ Ḡ

π ㎡ㄱH├´ ì ɪ ˜ Â ą ̦ κ ̈π

ʌ k m ㎡ ├´ κ q ì ˜ ̈ ŭ ˡ ↕ Ì ₩ ₩ ₩

| | | |
|---|---|---|
| | | 2020 |
| | | 2008<br>05 28 |
| | | 2016<br>08 04 |
| | | |
| | | |

| | | | | | | | |
|---|---|---|---|---|---|---|---|
| 2016<br>435 | 559.08 | | | 435<br>435<br>10%<br>2016<br>8 12 | 2020 7 15 | 2019 11<br>30 | |

| | | | | | | | | | |
|---|---|---|---|---|---|---|---|---|---|
| | | | | | | | | | |

| | | | | | | | | |
|---|---|---|---|---|---|---|---|---|
| | | | | | | | | |
| | | | 13,230 | 3,675 | 0 | 0.00% | 0 | 16,905 |
| | | | | | | | | |

| | | | | |
|---|---|---|---|---|
| | ,000,000.00 | | | |
| | 0,000,000.00 | --- | --- | --- |

1 2016 6 16

2020

15,000

1%/

2020 2020 03 25o đ

| | | |
|---|---|---|
| | | |
| | 800 | 2019 05 29 800 |
| | 1,000 | 2020 01 02 |
| | 1,000 | 2020 0 |

| | | | | | |
|---|---|---|---|---|---|
| | | | 29 | | |
| | | 475 | 2020 04 30 | 475 | |
| | | 410 | 2020 06 18 | 410 | |
| A1 | | 80,000 | | A2 | 4,460 |
| A3 | | 95,150.08 | | A4 | 17,605.39 |
| | | | | | |
| | | | | | |
| | | | | | |
| | | | | | |
| | 2019 11 30 | 49,500 | 2017 12 22 | 28,507.5 | 2017 12 22 2027 11 26 |
| | 2020 02 11 | 24,000 | 2020 05 19 | 4,501 | 2020 5 19 2024 9 14 |
| | 2020 02 11 | 26,000 | | 0 | |
| C1 | | 50,000 | | C2 | 4,501 |
| C3 | | 99,500 | | C4 | 33,008.5 |
| | | | | | |
| A1+B1+C1 | | 130,000 | | A2+B2+C2 | 8,961 |
| A3+B3+C3 | | 194,650.08 | | A4+B4+C4 | 50,613.89 |
| A4+B4+C4 | | | | 9.33% | |

| | | | | |
|---|---|---|---|---|
| | | 66,173 | 0 | 0 |
| | | 66,173 | 0 | 0 |

□

1

2A 2C 2019 11 25

467,486,046.12

2

2018 12 29 548,729,900

2020

“ ”

“ ” 2019 11 30

2020 1 6 4790.25 4541.875

2020 4 26 17760.5065 16405.2813

2020 5 28 20080 19960

2020 6

6 2 10

.com

7 2020 22

000

http://www.cninfo.com.cn

2020-060 2020 5 21

http://www.cninfo.com.cn

2020-065

8 2020 4 22

1000

~

http://www.cninfo.com.cn

2020-061 2020 6 2

http://www.cninfo.com.cn 2020-073

9 2020 4 22

6000 ๅ ê t ʒ ๊ ๊

http://www.cninfo.com.cn 2020-062

2020 4 28

2020

2020-079

13 2020 6 15

5.9

http://www.cninfo.com.cn

2020-077

1 2020 7 1

http://www.cninfo.com.cn

2020-081

2 2020 7 16

34,600.00

34,600.00

http://www.cninfo.com.cn

2020-084

| | | | | | | | | | |
|---|---|---|---|---|---|---|---|---|---|
| | | | | | | | | | |
| | | | | | | | | | |
| | .03 | 68.66% | | | | | | | |

2020

18,399,264 2,759,889 5,795,768

1,433,718 5,650,000 45,998,160

2020 6 12

1

2018 12 7 2019 6 5

2019 6 21 2019

| | | / | / |
|---|---|---|---|
| | 2.92% | 0.1237 | 0.1237 |
| | 1.55% | 0.0654 | 0.0654 |

| | | | | | | |
|---|---|---|---|---|---|---|
| | 416,812,955 | 0 | 0 | 416,812,955 | 36 | |
| | 109,148,143 | 0 | 0 | 109,148,143 | 12 | |
| | 75,627,149 | 0 | 0 | 75,627,149 | 12 | |
| | 57,206,156 | 0 | 0 | 57,206,156 | 36 | |
| | 49,408,660 | 0 | 0 | 49,408,660 | 12 | |

2020

38,186,216 0 0 [redacted]

| | | | | | | |
|---|---|---|---|---|---|---|
| | | | | | 6 | |
| | 0 | 0 | 1,433,718 | 1,433,718 | 6 | 2020 12 12 |
| | 799,657,103 | 0 | 45,998,160 | 845,655,263 | -- | -- |

| | | | | | | | | |
|---|---|---|---|---|---|---|---|---|
| | | | | | | | | |
| | | | | | | | | |

A 2020 06 12 10.87 45,998,160 2020 06 12 45,998,160

| | | | | | | | | |
|---|---|---|---|---|---|---|---|---|
| | | 34.43% | 416,812,955 | | 416,812,955 | 0 | | 0 |
| | | 15.53% | 188,003,552 | | 0 | 188,003,552 | | 0 |
| | | 9.02% | 109,148,143 | | 109,148,143 | 0 | | 0 |
| | | 6.25% | 75,627,149 | | 75,627,149 | 0 | | 0 |
| | | 4.73% | 57,206,156 | | 57,206,156 | 0 | | 0 |
| | | 4.08% | 49,408,660 | | 49,408,660 | 0 | | 0 |
| | | 3.15% | 38,186,216 | | 38,186,216 | 0 | | 0 |
| | | 1.80% | 21,829,148 | | 21,829,148 | 0 | | 0 |
| | | 1.53% | 18,499,264 | 100,000 | 18,399,264 | 100,000 | | 0 |

2020

18,399,264

1.32% 15,993,222 15,993,222 0 0

| | | | | | | | | | |
|---|---|---|---|---|---|---|---|---|---|
| | 1 | 10 | | | | | | | |
| | 2 | 10 | | | | | | | |
| 10 | | | | 36 | | | | 12 | |
| 3 | | | | | | | | | |
| | 3 | 10 | | | | | | | 18,399,264 |
| | | 6 | | | | | | | |
| | | | | / | | | | | |
| | 1 | | | | | | | | |
| | 2 | | | | | | | | |
| | | | | | | | | | |
| | | | | | | | | | |
| |

2020

2019

| | | | | |
|---|---|---|---|---|
| | | | 2020 02 10 | |
| | | | 2020 02 10 | |
| | | | 2020 02 10 | |
| | | | 2020 02 10 | |
| | | | 2020 02 10 | |
| | | | 2020 02 10 | |
| | | | 2020 02 10 | |
| | | | 2020 02 10 | |
| | | | 2020 02 10 | |
| | | | 2020 02 10 | |
| | | | 2020 02 10 | 2020 |
| | | | 2020 02 10 | 2020 |

2020

2020

2020 02

10

2020 02 2020

10

2020 02 2020

10

2020 02 2020

10

2020 02 2020

10

2020 02 2020

10

2020

2020 02

10

2020 02 2020

10

2020 02

10

| | 2020 6 30 | 2019 12 31 |
|---|---|---|
| | | |
| | 2,367,184,677.89 | 1,942,565,231.10 |
| | | |
| | | |
| | 9,330.19 | 32,880,472.11 |
| | | |
| | 1,000,801.95 | 2,782,466.57 |
| | 592,501,527.37 | 671,291,619.99 |
| | | |
| | 36,110,162.44 | 27,987,729.62 |
| | | |
| | | |
| | | |
| | 447,999,538.36 | 51,536,457.68 |
| | 12,865,388.25 | 3,375,000.00 |
| | | |
| | | |

| | | |
|---|---|---|
| | 1,173,315,405.77 | 941,698,622.45 |
| | 1,473,490.96 | |
| | | |
| | | |
| | 31,839,409.56 | 15,092,671.93 |
| | 4,651,434,344.49 | 3,685,835,271.45 |
| | | |
| | | |
| | | |
| | | |
| | | |
| | 1,691,459,681.89 | 1,282,132,548.88 |
| | 7,079,500.00 | 6,976,200.00 |
| | 830,832,856.16 | 860,061,158.06 |
| | 715,273,290.37 | 737,906,890.59 |
| | 1,211,052,557.47 | 1,233,123,448.80 |
| | 93,812,056.98 | 33,842,671.20 |
| | | |
| | | |
| | | |
| | 223,516,383.44 | 274,211,733.46 |
| | | |
| | 76,737,357.43 | 73,342,045.30 |
| | 43,738,657.14 | 50,887,953.71 |
| | 47,730,524.87 | 47,446,495.05 |
| | 37,019,764.12 | 341,035,248.24 |
| | 4,978,252,629.87 | 4,940,966,393.29 |
| | 9,629,686,974.36 | 8,626,801,664.74 |
| | | |
| | 563,400,000.00 | 232,700,000.00 |
| | | |
| | | |
| | | |

| | | 2020 |
|---|---|---|
| | | |
| | | 3,824,323.54 |
| | 291,509,839.18 | 379,803,711.01 |
| | 4,083,931.20 | 95,661,789.91 |
| | 127,772,225.73 | |
| | | 5 ๑๔๐ ๅ๕๐๐ |
| | | |
| | | |
| | | |
| | 66,167,882.93 | 123,312,622.54 |
| | 147,393,550.42 | 185,635,745.42 |
| | 293,466,660.08 | 271,833,031.34 |
| | 1,533,347.86 | 937,679.94 |
| | | |
| | | |
| | | |
| | | |
| | 143,006,023.25 | 122,753,338.50 |
| | 25,939,271.81 | 19,494,892.09 |
| | 1,662,739,384.60 | 1,435,019,454.35 |
| | | |
| | | |
| | 992,081,865.22 | 839,242,111.63 |
| | | |
| | | |
| | | |
| | | |
| | 255,165,939.00 | 270,600,000.00 |
| | | |
| | | |

| | | |
|---|---|---|
| | 1,528,481,993.18 | 1,424,648,594.34 |
| | 3,191,221,377.78 | 2,859,668,048.69 |
| | | |
| | 1,210,604,219.00 | 1,164,606,059.00 |
| | | |
| | | |
| | | |
| | 2,015,873,435.76 | 1,566,745,035.25 |
| | | |
| | 3,879,139.35 | 1,736,417.17 |
| | | |
| | 205,453,856.08 | 205,453,856.08 |
| | | |
| | 1,991,121,667.40 | 1,928,608,506.57 |
| | 5,426,932,317.59 | 4,867,149,874.07 |
| | 1,011,533,278.99 | 899,983,741.98 |
| | 6,438,465,596.58 | 5,767,133,616.05 |
| | 9,629,686,974.36 | 8,626,801,664.74 |

| | 2020 6 30 | 2019 12 31 |
|---|---|---|
| | | |
| | 736,902,780.92 | 199,808,016.78 |
| | | |
| | | |
| | | |
| | 296,574,200.11 | 315,999,816.53 |
| | | |
| | 11,640,361.80 | 12,199,807.33 |
| | 6,164,372.24 | 4,399,965.23 |

| | | |
|---|---|---|
| | | 3,824,323.54 |
| | 282,640,409.07 | 263,405,993.22 |
| | | 1,127,764.33 |
| | 1,530,542.96 | |
| | 19,716,442.89 | 32,671,839.12 |
| | 7,564,109.51 | 5,750,523.30 |
| | 40,125,957.20 | 49,302,793.44 |
| | | |
| | | |
| | | |
| | | |
| | 198,970.58 | |
| | 351,776,432.21 | 356,083,236.95 |
| | | |
| | | |
| | | |
| | | |
| | | |
| | | |
| | | |
| | | |
| | | |
| | 11,880,670.64 | 13,264,159.10 |
| | | |
| | | |
| | 11,880,670.64 | 13,264,159.10 |
| | 363,657,102.85 | 369,347,396.05 |
| | | |
| | 1,210,604,219.00 | 1,164,606,059.00 |
| | | |
| | | |
| | | |
| | 3,585,174,433.43 | 3,136,046,032.92 |

2020

| | | |
|---|---|---|
| | | |
| | | |
| | | |
| | 50,787,722.62 | 50,787,722.62 |
| | 276,986,825.49 | 230,141,082.83 |
| | 5,123,553,200.54 | 4,581,580,897.37 |
| | 5,487,210,303.39 | 4,950,928,293.42 |

| | | |
|---|---|---|
| | 23,130,937.09 | 31,560,467.29 |
| | 50,685,175.29 | 27,727,048.56 |
| | 14,745,514.65 | 17,200,844.66 |
| | | |
| - | | |
| | | |
| | 23,080,923.58 | 74,825,788.19 |
| - | -792,923.20 | 4,660,420.77 |
| - | | -916,986.59 |
| - | 538.98 | 23,879.67 |
| | 157,570,125.96 | 234,749,065.24 |
| | 7,371,541.94 | 396,020.37 |
| | 685,223.47 | 1,460,469.87 |
| | 164,256,444.43 | 233,684,615.74 |
| | 23,555,403.02 | 40,556,593.62 |
| | 140,701,041.41 | 193,128,022.12 |
| | | |
| 1. | 140,701,041.41 | 193,128,022.12 |
| 2. | | |
| | | |
| 1. | 144,035,584.96 | 187,480,115.68 |
| 2. | -3,334,543.55 | 5,647,906.44 |
| | 2,142,722.18 | -4,984,925.22 |
| | 2,142,722.18 | -4,984,925.22 |

| | | |
|---|---|---|
| | | |
| | | -4,812,290.00 |
| 1. | | |
| 2. | | |
| 3. | | -4,812,290.00 |
| 4. | | |
| 5. | | |
| | 2,142,722.18 | -172,635.22 |
| 1. | | -382,188.88 |
| 2. | | |
| 3. | | |
| 4. | | |
| 5. | | |
| 6. | 2,142,722.18 | 209,553.66 |
| 7. | | |
| | | |
| | 142,843,763.59 | 188,143,096.90 |
| | 146,178,307.14 | 182,495,190.46 |
| | -3,334,543.55 | 5,647,906.44 |
| | | |
| | 0.1237 | 0.1610 |
| | 0.1237 | 0.1610 |

| | 2020 | 2019 |
|---|---|---|
| | 480,132,326.46 | 475,257,391.55 |
| | 366,592,341.44 | 399,550,801.11 |
| | 3,803,439.66 | 2,647,415.27 |
| | 17,815,487.64 | 18,270,530.92 |
| | 16,869,968.06 | 16,606,386.23 |
| | 16,190,280.11 | 12,804,012.18 |
| | -1,697,387.87 | -4,166.30 |
| | | |
| | 832,498.45 | 287,210.66 |
| | 3,289,194.18 | 3,279,815.38 |
| | 71,880,898.51 | -195,665.41 |
| | -88,240.76 | -195,665.41 |
| - | | |
| | | |
| | | |
| - | 534,018.21 | 540,715.48 |
| - | | -916,986.59 |
| - | | |
| | 136,262,308.32 | 28,090,291.00 |
| | 81,517.25 | 208,077.54 |
| | 165,720.41 | 811,945.18 |
| | 136,178,105.16 | 27,486,423.36 |

| | 2020 |
|---|---|
| | |
| | 7,809,938.37 |

2020

| | | |
|---|---|---|
| | 0.1102 | 0.0669 |
| | 0.1102 | 0.0669 |

| | 2020 | 2019 |
|---|---|---|
| | | |
| | 1,013,692,455.80 | 1,139,572,692.86 |
| | | |
| | | |
| | | |
| | | |
| | | |
| | | |
| | | |
| | | |
| | | |
| | | |
| | 4,696,865.46 | 15,365,680.27 |
| | 63,519,636.00 | 107,020,641.13 |
| | 1,081,908,957.26 | 1,261,959,014.26 |
| | 610,797,540.62 | 508,355,310.04 |
| | | |
| | | |
| | | |
| | | |

| | | 2020 |
|---|---|---|
| | | |
| | | |
| | 318,662,438.07 | 289,072,734.83 |
| | 120,205,698.26 | 135,209,081.26 |
| | 101,604,699.51 | 74,348,996.12 |
| | 1,151,270,376.46 | 1,006,986,122.25 |
| | | |

| | | |
|---|---|---|
| | 36,750,000.00 | 88,200,000.00 |
| | 1,175,086,654.21 | 283,403,500.00 |
| | 66,017,561.66 | 69,729,390.48 |
| | 112,255,361.39 | 101,671,762.68 |
| | 991,500.00 | 711,730.53 |
| | 15,316,000.00 | 9,125,207.54 |
| | 193,588,923.05 | 180,526,360.70 |
| | 981,497,731.16 | 102,877,139.30 |
| | 964,436.09 | -534,491.88 |
| | 425,336,931.67 | 310,995,175.23 |
| | 1,940,259,936.54 | 1,515,788,553.09 |
| | 2,365,596,868.21 | 1,826,783,728.32 |

| | 2020 | 2019 |
|---|---|---|
| | | |
| | 499,566,439.81 | 502,390,002.99 |
| | 848,118.47 | 13,323,062.87 |
| | 21,161,593.09 | 14,754,716.95 |
| | 521,576,151.37 | 530,467,782.81 |
| | 300,586,541.92 | 338,633,738.30 |
| | 68,955,607.81 | 57,937,367.39 |
| | 19,341,098.97 | 5,502,824.82 |

2020

45,092,533.23

| | | |
|---|---|---|
| | 81,522,424.13 | 18,247,447.80 |
| | 413,591,730.08 | -18,247,447.80 |
| | 434,384.62 | -562,246.13 |
| | 537,094,764.14 | 62,783,819.17 |
| | 199,808,016.78 | 62,437,659.68 |
| | 736,902,780.92 | 125,221,478.85 |

| | 2020 | | | | | | | | | | | | | | |
|---|---|---|---|---|---|---|---|---|---|---|---|---|---|---|---|
| | | | | | | | | | | | | | | | |
| | | | | | | | | | | | | | | | |
| | 1,164,60 | | | | 1,566,74 | | 1,736, | | 205,453,856 | | 1,928,608,50 | | -Xp я | | |
| | 6,059.00 | | | | 5,035.25 | | 417.17 | | .08 | | 6.57 | | | | |

| | | | | |
|---|---|---|---|---|
| | | | 2020 | |
| | 3 | .52 | 01 | .53 |
| | 144,035,584.96 | 146,178,307.14 | -3,334,543.55 | 142,843,763.59 |
| | | 495,126,560.51 | 77,045,000.00 | 572,171,560.51 |
| | | 495,126,560.51 | 77,045,000.00 | 572,171,560.51 |
| | -81,522,424.13 | -81,522,424.13 | 991,500.00 | -80,530,924.13 |
| 3 | -81,522,424.13 | -81,522,424.13 | 991,500.00 | -84,84,450 - |

| | | | | | | | | | | | | | | | |
|---|---|---|---|---|---|---|---|---|---|---|---|---|---|---|---|
| | | | | | | | | | | | | | | | |
| 1 | | | | | | | | | | | | | | | |
| 2 | | | | | | | | | | | | | | | |
| 3 | | | | | | | | | | | | | | | |
| 4 | | | | | | | | | | | | | | | |
| 5 | | | | | | | | | | | | | | | |
| 6 | | | | | | | | | | | | | | | |
| | | | | | | | | | | | | | | | |
| 1 | | | | | | | | | | | | | | | |
| 2 | | | | | | | | | | | | | | | |
| | | | | | | | | | | | | | | 36,847,580.56 | 36,847,580.56 |
| | 1,210,604,219.00 | | | | 2,015,873,435.76 | | 3,879,139.35 | | 205,453,856.08 | | 1,991,121,667.40 | | 5,426,932,317.59 | 1,011,533,278.99 | 6,438,465,596.58 |

| | | |

2020

| | | | | |
|---|---|---|---|---|
| | 99 | .68 | | |
| | | | 9,453,500.00 | 9,453,500.00 |
| 1 | | | | |

I

[redacted]

| | | | | | |
|---|---|---|---|---|---|
| | | | | | |
| 2 | | | | | |
| 3 | | | | | |
| 4 | | | | | |
| 5 | | | | | |
| 6 | | | | | |
| | | | | | |
| 1 | | | | | |
| 2 | | | | | |
| | | 5,373,324.99 | 1,158,611.98 | 6,531,936.97 | |
| | 364,948,956.00 | | | | |

| | 2020 | | | | | | | | | | | |
|---|---|---|---|---|---|---|---|---|---|---|---|---|
| | | | | | | | | | | | | |
| | 1,164,606,059.00 | | | | 3,136,046,03Â | | | | | | | |

2 ¦ 9 Ò z 9 29,° U8P

| | 2019 | | | | | | | | | | | |
|---|---|---|---|---|---|---|---|---|---|---|---|---|
| | | | | | | | | | | | | |
| | 364,948,956.00 | | | | 753 ז Mאp | | | | | | | |

| | | | | | | | | | | | | |
|---|---|---|---|---|---|---|---|---|---|---|---|---|
| | | | | | | | | | | -18,247,447.80 | | -18,247,447.80 |
| 1 | | | | | | | | | | | | |
| 2 | | | | | | | | | | -18,247,447.80 | | -18,247,447.80 |
| 3 | | | | | | | | | | | | |
| | | | | | | | | | | | | |
| 1 | | | | | | | | | | | | |
| 2 | | | | | | | | | | | | |
| 3 | | | | | | | | | | | | |
| 4 | | | | | | | | | | | | |
| 5 | | | | | | | | | | | | |
| 6 | | | | | | | | | | | | |
| | | | | | | | | | | | | |
| 1 | | | | | | | | | | | | |
| 2 | | | | | | | | | | | | |
| | | | | | | | | | | | | |
| | 364,948,956.00 | | | | 753,278,053.27 | | | | 41,539,775.35 | 171,339,327.23 | | 1,331,106,111.85 |

1995 7 14

106664A 230.00

161.00 70.00% 34.50 15.00%

34.50 15.00%

1997 540.20

2002 675.30 2002 4

70.00%

)

2005 ( )

70.00% Modern Advancement Company Limited

30.00%

2005 12 ( ) (

) ( ) 843.05

2020

12.39%

2008

| | | | | |
|---|---|---|---|---|
| | | | | |
| | | | | |
| | | | | |



3.

4.

1.

2.

(1)

(2)

1

2

A.

B.

C.

D.

3)

4)

1

2

2.

(1)

1

2

2020

4

5

2

1

2

3

4

5

6

3

1

2

3

2020

6.

| | | |
|---|---|---|
| | | |
| | | |

6.

| | | |
|---|---|---|
| | | |
| | | |
| | | |
| | | |

6.

6.

| | | |
|---|---|---|
| | | |

| | | |
|---|---|---|
| | | |
| | | |
| | | |
| | | |

1.

2.

3.

4.

5.

(1)

(2)

(3)

6.

7.

2020

8.

9.

( )

6.

1.

1

2

2.

6.

1.

1

2

2.

1

2

2020

3.

1

22

2

22

3

22

4

5

22

4.

1

2

3

2020

4

1

22

2

1

2

5.

| | | | |
|---|---|---|---|
| | | | |
| | | | |

4.

| | | |
|---|---|---|
| | | |
| | | |
| | | |

(2)

3.

2020

1

2020

(1) (2)

(3)

/

1

2

3

A.

2020

B.

1.

2.

1

3.

| | |
|---|---|
| | |

(  )

1.

1 2

2.

1

2

3

3.

1

2

1

2

1

2

| | | |
|---|---|---|
| 2020 1 1 2017<br>14 - f H | | |

2020 1 1 2017 14

| | | |
|---|---|---|
| | | |
| | | |
| | | |
| | 51,536,457.68 | 51,536,457.68 |
| | 3,375,000.00 | 3,375,000.00 |
| | | |
| | | |
| | 941,698,6221, | |

| | | | 2020 |
|---|---|---|---|
| | 341,035,248.24 | 341,035,248.24 | |
| | 4,940,966,393.29 | 4,940,966,393.29 | |
| | 8,626,801,664.74 | 8,626,801,664.74 | |
| | | | |
| | 232,700,000.00 | 232,700,000.00 | |
| | | | |
| | | | |
| | | | |
| | | | |
| | 3,824,323.54 | 3,824,323.54 | |
| | 379,803,711.01 | 379,803,711.01 | |
| | 95,661,789.91 | 3,096,158.25 | -92,565,631.66 |
| | | 86,254,180.68 | 86,254,180.68 |
| | | | |
| | | | |
| | | | |
| | | | |
| | | | |

| | | | |
|---|---|---|---|
| | 199,808,016.78 | 199,808,016.78 | |
| | | | |
| | | | |
| | | | |
| | 315,999,816.53 | 315,999,816.53 | |
| | | | |
| | 12,199,807.33 | 12,199,807.33 | |
| | 4,399,965.23 | 4,399,965.23 | |
| | | | |
| | | | |
| | 101,720,745.92 | 101,720,745.92 | |
| | | | |
| | | | |
| | | | |
| | 491,811.90 | 491,811.90 | |
| | 634,620,163.69 | 634,620,163.69 | |
| | [redacted] | | |
| | | | |
| | | | |

| | | | |
|---|---|---|---|
| | 6,088,838.60 | 6,088,838.60 | |
| | 2,313,683.56 | 2,313,683.56 | |
| | 1,881,352.65 | 1,881,352.65 | |
| | 4,316,308,129.73 | 4,316,308,129.73 | |
| | 4,950,928,293.42 | 4,950,928,293.42 | |
| | | | [redacted] |
| [redacted] | | | |

[redacted]

| | | | |
|---|---|---|---|
| | | | |
| | | | |
| | 13,264,159.10 | 13,264,159.10 | |
| | 369,347,396.05 | 369,347,396.05 | |
| | | | |
| | 1,164,606,059.00 | 1,164,606,059.00 | |
| | | | |
| | | | |
| | | | |
| | 3,136,046,032.92 | 3,136,046,032.92 | |
| | | | |
| | | | |
| | | | |
| | 50,787,722.62 | 50,787,722.62 | |
| | 230,141,082.83 | 230,141,082.83 | |
| | 4,581,580,897.37 | 4,581,580,897.37 | |
| | 4,950,928,293.42 | 4,950,928,293.42 | |

| | | | | | |
|---|---|---|---|---|---|
| | | | | | |
| | 671,291,619.99 | -1,473,490.96 | | -1,473,490.96 | 669,818,129.03 |
| | | 1,473,490.96 | | 1,473,490.96 | 1,473,490.96 |
| | 95,661,789.91 | -92,565,631.66 | | -92,565,631.66 | 3,096,158.25 |
| | | 86,254,180.68 | | 86,254,180.68 | 86,254,180.68 |
| | 19,494,892.09 | 6,311,450.98 | | 6,311,450.98 | 25,806,343.07 |

| | |
|---|---|

| | | | |
|---|---|---|---|
| | | | |
| | | | |
| Grants, Inc. | | | |

| | | | |
|---|---|---|---|
| 1 | | | 3% |
| 2 | | 15% | |
| 3 | 2018 | 28 | |

| | | |
|---|---|---|
| | 200,932.34 | 477,004.66 |
| | 2,357,143,620.18 | 1,909,959,540.30 |
| | 9,840,125.37 | 32,128,686.14 |
| | 2,367,184,677.89 | 1,942,565,231.10 |
| | 59,068,740.25 | 36,893,954.00 |
| | 1,587,809.68 | 2,305,294.56 |

| | | |
|---|---|---|
| | | |
| | | |
| | | |

| | | |
|---|---|---|
| | | |
| | | |
| | 9,330.19 | 32,880,472.11 |
| | | |
| [redacted] | | 20,040,849.32 |
| [redacted] | 9,330.19 | 12,839,622.79 |

| | | |
|---|---|---|
| | | |

| | | |
|---|---|---|
| | 1,000,801.95 | 2,782,466.57 |
| | 1,000,801.95 | 2,782,466.57 |

| | | | | | | | | | | |
|---|---|---|---|---|---|---|---|---|---|---|
| | | | | | | | | | | |
| | | | | | | | | | | |
| | | | | | | | | | | |
| | | | | | | | | | | |
| | 1,000,801.95 | 100.00% | | | 1,000,801.95 | 2,782,466.57 | 100.00% | | | 2,782,466.57 |
| | | | | | | | | | | |
| | 1,000,801.95 | 100.00% | | | 1,000,801.95 | 2,782,466.57 | 100.00% | | | 2,782,466.57 |

| | | | | |
|---|---|---|---|---|
| | | | | |

| | | | |
|---|---|---|---|
| | | | |
| | 1,000,801.95 | | |
| | 1,000,801.95 | | -- |

| | | | |
|---|---|---|---|
| | | | |

| | | | |
|---|---|---|---|
| | | | |

| | | | | | |
|---|---|---|---|---|---|
| | | | | | |

| | | | | | | | | | | |
|---|---|---|---|---|---|---|---|---|---|---|
| | | | | | | | | | | |
| | | | | | | | | | | |
| | | | | | | | | | | |
| | 1,868,420.79 | 0.30% | 1,868,420.79 | 100.00% | 0.00 | 1,868,420.79 | 0.27% | 1,868,420.79 | 100.00% | 0.00 |
| | | | | | | | | | | |
| | 622,637,813.69 | 99.70% | 30,136,286.32 | 4.84% | 592,501,527.37 | 700,649,349.63 | 99.73% | 30,831,220.60 | 4.39% | 669,818,129.03 |
| | | | | | | | | | | |
| | 622,637,813.69 | 99.70% | 30,136,286.32 | 4.84% | 592,501,527.37 | 700,649,349.63 | 99.73% | 30,831,220.60 | 4.39% | 669,818,129.03 |
| | 624,506,234.48 | 100.00% | 32,004,707.11 | 5.12% | 592,501,527.37 | 702,517,770.42 | 100.00% | 32,699,641.39 | 4.64% | 669,818,129.03 |

1,868,420.79

| | | | | |
|---|---|---|---|---|
| | | | | |
| 3 | 1,868,420.79 | 1,868,420.79 | 100.00% | |
| | 1,868,420.79 | 1,868,420.79 | -- | -- |

| | | | | |
|---|---|---|---|---|
| | | | | |

30,136,286.32

| | | | |
|---|---|---|---|
| | | | |
| 1 | 529,737,949.10 | 16,661,006.79 | 3.15% |
| 1 2 | 83,573,775.00 | 8,458,543.26 | 10.12% |
| 2 3 | 4,580,512.48 | 943,675.16 | 20.60% |
| 3 | 4,745,577.11 | 4,073,061.11 | 85.83% |
| | 622,637,813.69 | 30,136,286.32 | -- |

| | | | |
|---|---|---|---|
| | | | |

| | |
|---|---|
| 1 1 | 529,737,949.10 |
| 1 2 | 83,573,775.00 |
| 2 3 | 4,580,512.48 |
| 3 | 6,613,997.90 |
| 3 4 | 2,909,555.80 |

| | | |
|---|---|---|
| 4 | 5 | 29,166.75 |
| 5 | | |

| | | | |
|---|---|---|---|
| | 42,175,826.98 | 6.75% | 1,265,274.81 |
| | 41,474,220.86 | 6.64% | 1,244,226.63 |
| | 19,225,938.70 | 3.08% | 576,778.16 |
| | 18,400,596.50 | 2.95% | 552,017.90 |
| | 251,763,322.59 | 40.31% | |

22. 56.

| | | |
|---|---|---|

| ( ) | | |
|---|---|---|

| ( ) | | | | |
|---|---|---|---|---|

| | | |
|---|---|---|
| | 14,806,383.12 | 17,516,150.78 |
| | 1,479,106.97 | 1,407,242.92 |
| | 427,664,825.63 | 38,687,687.85 |
| | 862,491.55 | 1,304,813.88 |
| | 5,325,174.68 | 2,763,373.35 |
| | 450,137,981.95 | 61,679,268.78 |

| | | | | |
|---|---|---|---|---|
| | | | | |
| | 12 | ( ) | ( ) | |
| 2020 1 1 | 12,437,811.10 | | 1,080,000.00 | 13,517,811.10 |
| 2020 1 1 | | | | |

| | | | | |
|---|---|---|---|---|
| | 1,486,020.74 | | | 1,486,020.74 |
| 2020 6 30 | 13,923,831.84 | | 1,080,000.00 | 15,003,831.84 |

| | |
|---|---|
| 1 1 | 408,823,481.54 |
| 1 2 | 6,167,055.26 |
| 2 3 | 26,407,827.58 |
| 3 | 8,739,617.57 |
| 3 4 | 1,185,512.43 |
| 4 5 | 874,287.84 |
| 5 | 6,679,817.30 |
| | 450,137,981.95 |

| | | | | | | |
|---|---|---|---|---|---|---|
| | | | | | | |

1,486,020.74

| | | |
|---|---|---|
| | | |

| | |
|---|---|
| | |

| | | | | | |
|---|---|---|---|---|---|
| | | | | | |

| | | | | | | |
|---|---|---|---|---|---|---|
| | | | | | | |
| | 87,417,374.36 | 206,157.21 | 87,211,217.15 | 73,725,606.55 | 206,157.21 | 73,519,449.34 |
| | 42,046,379.64 | | 42,046,379.64 | 46,584,671.59 | | 46,584,671.59 |

| | | |
|---|---|---|
| | | |

| | | | | |
|---|---|---|---|---|
| | | | / | |

| | | | | | | |
|---|---|---|---|---|---|---|
| | | | | | | |

| | | |
|---|---|---|
| | | |

| | | | | | | |
|---|---|---|---|---|---|---|
| | | | | | | |

| | | | | | | |
|---|---|---|---|---|---|---|
| | | | | | | |
| | | | | | | |

| | | | | | | | | |
|---|---|---|---|---|---|---|---|---|
| | | | | | | | | |
| | | | | | | | | |

| | | | | |
|---|---|---|---|---|
| | | | | |
| | 12 | ( ) | ( ) | |
| 2020 1 1 | | | | |

| | | | | | | | | |
|---|---|---|---|---|---|---|---|---|
| | | | | | | | | |

| | | | | | | | | |
|---|---|---|---|---|---|---|---|---|
| | | | | | | | | |
| | | | | | | | | |

| | | | | |
|---|---|---|---|---|
| | | | | |
| | 12 | ( ) | ( ) | |

| | | | | |
|---|---|---|---|---|
| 2020 1 1 | | | | |

| | | | | | | | |
|---|---|---|---|---|---|---|---|
| | | | | | | | |
| | | | | | | | |

| | | | | |
|---|---|---|---|---|
| | | | | |
| | 12 | ( ) | ( ) | |
| 2020 1 1 | | | | |

| | | | | | | |
|---|---|---|---|---|---|---|
| | 75.31 | 5.63 | 88.01 | | 61.67 | |
| | 6,810,875.31 | -260,425.63 | 1,154,888.01 | | 5,395,561.67 | |
| | | | | | | |
| ABSystemsInc | 20,968,476.24 | | | 310,960.85 | 21,279,437.09 | |
| NEOKER.S.L | 18,650,506.61 | | | 276,167.16 | 18,926,673.77 | 18,926,673.77 |
| NirmidasBiotech,Inc | 11,071,576.48 | | | 163,471.85 | 11,235,048.33 | |
| ( ) | 5,000,000.00 | | | | 5,000,000.00 | 5,000,000.00 |
| | 10,553,052.04 | -296,773.70 | | | 10,256,278.34 | |
| | 1,166,688.16 | -18,775.63 | 77,087.98 | | 1,070,824.55 | |
| | 13,432,126.67 | -1,034,555.55 | | | 12,397,571.12 | |
| | 929,671.38 | 21,879.07 | | | 951,550.45 | |

| | | | | | | | | | | | |
|---|---|---|---|---|---|---|---|---|---|---|---|
| | | | | | | | | | | | |
| | 3,290,821.20 | | | -60,077.40 | | | | | | 3,230,743.80 | |
| | 1,128,400.45 | | | -117,677.37 | | | | | | 1,010,723.08 | |
| | 25,344,459.05 | | | 56,677.96 | | | | | | 25,401,137.01 | |
| | 2,545,315.70 | | | | | | | | | 2,545,315.70 | 2,545,315.70 |
| | 11,833,300.00 | | | -486,601.14 | | | | | | 11,346,698.86 | |
| | 115,498.53 | | | -61,272.86 | | | | | | 54,225.67 | |
| | 27,305.79 | | | -7,437.03 | | | | | | 19,868.76 | |
| | 2,021,851.09 | | | | | | | | | 2,021,851.09 | |

| | | | | | | | | | | | |
|---|---|---|---|---|---|---|---|---|---|---|---|
| | 48,009,402.60 | | | 6,894,086.04 | | | 5,400,000.00 | | | 49,503,488.64 | |
| | 11,449.06 | | | 43,609.21 | | | | | | 55,058.27 | |
| | 15,699,077.67 | | | -576,842.41 | | | | | | 15,122,235.26 | |
| | 34,947,742.40 | | | -623,024.96 | | | | | | 34,324,717.44 | |
| | 1,820,989.78 | | | 342.83 | | | | | | 1,821,332.61 | |
| | 410,705.83 | | | -50,469.26 | | | | | | 360,236.57 | |
| | 5,519,130.45 | | | 188,429.06 | | | | | | 5,707,559.51 | |
| | 1,320,554.67 | | 1,750,000.00 | | | | | | 429,445.33 | | |
| | 4,508,738.42 | | | -795,024.00 | | | | | | 3,713,714.42 | |

| | | | | |
|---|---|---|---|---|
| | | | 2020 | |
| 12,689,491.26 | -1,028,741.68 | | 11,660,749.58 | |
| 3,713,934.54 | | | 3,713,934.54 | 3,713,934.54 |
| 11,447,471.87 | | | 11,447,471.87 | 10,125,000.00 |
| 443,175.35 | -450.90 | | 442,724.45 | |
| 121,980,653.51 | -182,920.85 | 4,200,000.00 | 117,597,732.66 | |

| | | | 2020 |
|---|---|---|---|
| 57.65 | 0.40 | | 17.25 |
| 2,674,8 | 130,97 | | 2,805,8 |
| 95.52 | 0.23 | | 65.75 |
| 47,486, | 3,043,4 | 1,867,4 | 48,662, |
| 786.06 | 79.10 | 05.74 | 859.42 |
| 17,978, | [redacted] | | |
| 338.10 | | | |

| | | 2020 |
|---|---|---|
| 937.65 | 6.98 | 440.67 |
| | | |
| 1,582,4 | -31,057 | 1,551,3 |
| 51.62 | .28 | 94.34 |
| | | |
| 2,246,9 | -34,186 | 2,212,7 |
| 27.93 | .75 | 41.18 |
| | | |
| 8,538,5 | -912,57 | 7,626,0 |
| 80.55 | 3.23 | 07.32 |
| | | |
| 8,259,2 | | 8,259,2 |
| 93.29 | | 93.29 |
| | | |
| 46,795, | 2,774,7 | |
| 270.66 | 28.88 | |

| | | | 2020 |
|---|---|---|---|
| 06.47 | .10 | | 59.37 |
| 26,076,<br>032.82 | -370,79<br>3.08 | 960,00<br>0.00 | 24,745,<br>239.74 |
| 1,821,4<br>89.38 | -66,500<br>.00 | | 1,754,9<br>89.38 |
| 3,744,2<br>94.16 | -214,65<br>2.00 | | 3,529,6<br>42.16 |
| 177,47<br>2.09 | 4,942.0<br>6 | | 182,41<br>4.15 |
| 4,954,4<br>42.42 | -393,66<br>8.33 | | 4,560,7<br>74.09 |

# BERT

020

| | | |
|---|---|---|
| 4,103,1 | 16,402. | 4,119,5 |
| 63.81 | 71 | 66.52 |

# BERT 21

2020

2020

| | | |
|---|---|---|
| Wearable World,Inc | 7,079,500.00 | 6,976,200.00 |
| | 7,079,500.00 | 6,976,200.00 |

| | | | | | | |
|---|---|---|---|---|---|---|
| | | | | | | |

| | | |
|---|---|---|
| | 830,832,856.16 | 860,061,158.06 |
| | 830,832,856.16 | 860,061,158.06 |

| | | | | |
|---|---|---|---|---|
| | | | | |
| 1. | | | | |

1. 152,

963,694,940.15

| | | | | | 2020 |
|---|---|---|---|---|---|
| | 196,105,735.30 | 610,584,993.74 | 11,750,222.93 | 242,200,135.64 | 1,060,641,087.61 |
| | | | | | |
| 1. | | | | | |
| 2. | | | | | |
| 1 | | | | | |
| 3. | | | | | |
| 1 | | | | | |
| 4. | | | | | |
| | | | | | |
| 1. | 753,569,501.71 | 353,109,946.41 | 5,070,462.12 | 99,302,647.23 | 1,211,052,555 كذ |

| | | |
|---|---|---|

| | | | | | | | | | | | | |
|---|---|---|---|---|---|---|---|---|---|---|---|---|
| | | | | | | | | | | | | |
| | | 26,375,251.81 | 11,902,799.77 | 17,990,356.94 | | 20,287,694.64 | | | | | | |
| | | 7,178,501.31 | 9,873,499.60 | 6,412,745.18 | | 10,639,255.73 | | | | | | |

| | | |
|---|---|---|

| | | | | | |
|---|---|---|---|---|---|
| | | | | | |
| 1. | 311,009,083.29 | 28,776,073.70 | | 9,896,391.91 | 349,681,548.90 |
| 2. | 354,537.92 | 2,500.00 | | 660,377.37 | 1,017,415.29 |
| 1 | | | | 660,377.37 | 660,377.37 |
| 2 | | | | | |
| 3 | | | | | |
| | 354,537.92 | 2,500.00 | | | 357,037.92 |
| 3. | 53,350,155.80 | | | | 53,350,155.80 |
| 1 | | | | | |

| | | | | | | |
|---|---|---|---|---|---|---|
| | | | | | | |
| | 12,188,319.72 | | | | | 12,188,319.72 |
| | 3,026,504.26 | | | | | 3,026,504.26 |
| | 41,461,246.38 | | | | | 41,461,246.38 |
| | 458,275.60 | | | | | 458,275.60 |
| | 16,207,699.34 | | | | | 16,207,699.34 |
| | | 3,395,312.13 | | | | 3,395,312.13 |
| | 73,342,045.30 | 3,395,312.13 | | | | 76,737,357.43 |

| | | | | | | |
|---|---|---|---|---|---|---|
| | | | | | | |
| | | | | | | |
| | | | | | | |
| | | | | | | |

| | | | | | | |
|---|---|---|---|---|---|---|
| | | | | | | |
| | | | | | | |
| | | | | | | |
| | | | | | | |
| | | | | | | |

| | | | | | |
|---|---|---|---|---|---|
| | 40,046,482.05 | | | | |

| | | | | |
|---|---|---|---|---|
| | 6,319,102.81 | 947,865.42 | 8,489,659.91 | 1,273,448.99 |
| | 24,523,380.16 | 6,130,845.04 | 15,412,805.25 | 3,853,201.31 |
| | 43,449,017.43 | 8,190,213.62 | 42,689,079.33 | 7,753,690.45 |
| | 60,307,860.66 | 9,755,581.60 | 79,985,219.16 | 12,765,487.26 |
| | 73,686,085.62 | 18,421,521.41 | 73,506,902.22 | 18,376,725.56 |
| | 5,437,152.08 | 1,359,288.03 | 4,730,602.51 | 1,155,191.48 |
| | 2,625,839.00 | 656,459.75 | | |
| | 231,473,437.76 | 47,730,524.87 | 239,939,268.38 | 47,446,495.05 |

| | | | |
|---|---|---|---|
| | | | |
| | | | |

| | | |
|---|---|---|
| | 96,623,970.73 | 92,114,673.88 |
| / | 5,268,262.11 | 5,528,192.65 |
| | 24,909,756.85 | 24,909,756.85 |
| | 126,801,989.69 | 122,552,623.38 |

| | | | |
|---|---|---|---|
| 2020 | | 9,994,849.32 | |
| 2021 | 10,368,984.79 | 10,368,984.79 | |
| 2022 | 18,536,394.89 | 18,536,394.89 | |
| 2023 | 28,620,554.37 | 28,620,554.37 | |
| 2024 | 19,066,029. 9,0 | | |

| | | |
|---|---|---|
| | 148,035,331.57 | 171,165,001.62 |
| | 126,544,815.73 | 198,642,885.86 |
| | 6,843,579.36 | 6,999,828.23 |
| | 10,086,112.52 | 2,738,075.38 |
| | | 257,919.92 |
| | 291,509,839.18 | 379,803,711.01 |

| | | |
|---|---|---|
| | 23,479,322.52 | |
| | 34,291,095.24 | |
| | 57,770,417.76 | -- |

| | | |
|---|---|---|
| | 3,947,051.20 | 3,096,158.25 |
| | 136,880.00 | |
| | 4,083,931.20 | 3,096,158.25 |

| | | |
|---|---|---|

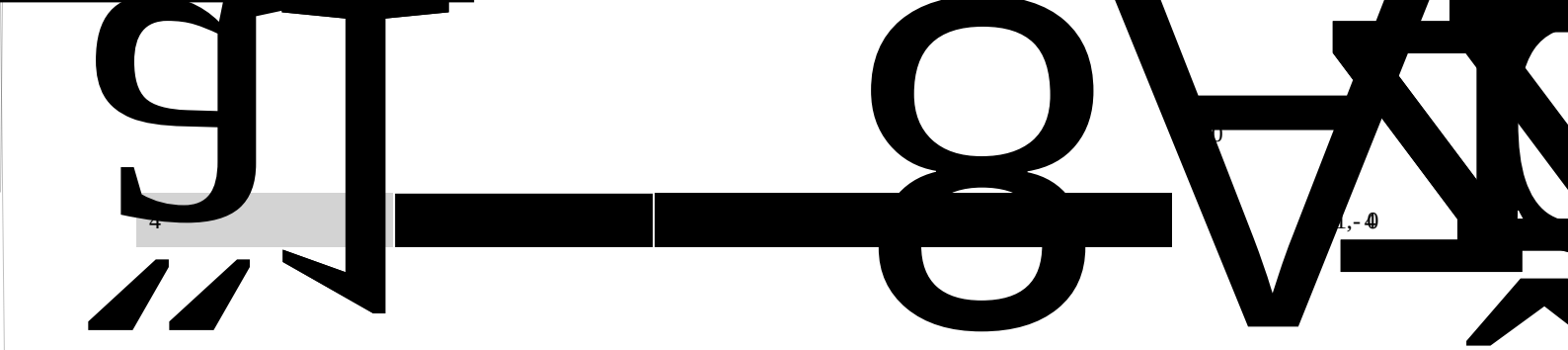

| | | |
|---|---|---|
| | 1,533,347.86 | 937,679.94 |
| | 291,933,312.22 | 270,895,351.40 |
| | 293,466,660.08 | 271,833,031.34 |

| | | |
|---|---|---|
| | 1,533,347.86 | 714,639.94 |
| | | 223,040.00 |
| | 1,533,347.86 | 937,679.94 |

| | | |
|---|---|---|

| | | |
|---|---|---|

1

| | | |
|---|---|---|
| | 93,850,634.23 | 103,352,476.45 |
| | 176,092,249.82 | 132,967,495.80 |
| | 714,701.30 | 1,875,464.65 |
| | 6,648,193.44 | 3,364,057.04 |
| | 553,514.16 | 15,142,437.43 |

| | | 2020 | |
|---|---|---|---|
| | 14,074,615.27 | | |
| | 291,933,312.22 | 270,[illegible]351.40 | |

| | | |
|---|---|---|
| | 132,300,000.00 | |
| | 132,300,000.00 | -- |

| | | |
|---|---|---|
| | | |

@

| | | |
|---|---|---|
| | | |
| | | |

| | | | | | | | | | | | |
|---|---|---|---|---|---|---|---|---|---|---|---|
| | | | | | | | | | | | |

2019 11

2020 6 30 21,250,000.00

5,266,403.56 15,983,596.44

| | | |
|---|---|---|
| | 1,090,077,234.88 | 961,994,796.54 |
| | 45,010,000.00 | |
| | -143,005,369.66 | -122,752,684.91 |
| | 992,081,865.22 | 839,242,111.63 |

1 2014 9 25 SZ1010220140075 SZ1010220140091-21

SZ1010220140075-31 SZ1010220140075-32 )

10 2014 9 25 2024 9 25

12,996,563.00 40,152.80

15% 2014 10 9 2.4 2014 11 14 0.60

100 250 2020 6 30

17,600.00 3,000.00

2 2016 6 3 SZ1010220160057 SZ1010220160057-21

10 2016 5 17 2026 5 17

313,261,808.00 2016 6 3 1.30 2016 8 19 1.30

100.00 250.00

2020 6 30 197,599,999.52 26,000,000.16

3 3872 03

2016001

2016 10 28 2024 10 27 2020 6 30

82,402,235.36 17,505,369.50

4

4410201701100000849 49,500.00

27,225.00 55% 22,275.00 45%

2017 12 22 2027 11 26

11 27 2020 6 30
28,507.50 2,000.00

5 2017 3 9 4410201701100000000
'4410201701100000000 10
E-1 A B
2020 6 30 5,800.00 2,250.00

6 2018 12 3 4410201801100000971
1.80 8 2 9#-15# 18#
19#
2017 2.80
E-1 A B
2020 6 30 1.68 2,600.00

7 2020 6 30
19612020280203 1.23 3
LPR +25BPS
2140540 11 2140541 A 3
2140542 B 9 2020 6 30 1.23

8 2020 5 15 07300GK209K18L5
4,501 2020 5 18 2024 9 14
4.5125% 2020 6 30 4,501.00 100.00

| | | |
|---|---|---|

| | | | | | | | | | | |
|---|---|---|---|---|---|---|---|---|---|---|
| | | | | | | | | | | |

| | | | | | | | | |
|---|---|---|---|---|---|---|---|---|
| | | | | | | | | |
| | | | | | | | | |

| | | 2020 |
|---|---|---|
| | 255,600,000.00 | 270,600,000.00 |

1 2016 1 22

6,000 1,490.25 4,790.25

| | | | | | |
|---|---|---|---|---|---|

| | | |
|---|---|---|

| | | |
|---|---|---|

| | | |
|---|---|---|

| | | |
|---|---|---|

| | | | |
|---|---|---|---|

| | | | | | |
|---|---|---|---|---|---|

| | | | | | |
|---|---|---|---|---|---|
| | 65,990,571.53 | 6,527,000.00 | 14,541,601.88 | 57,975,969.65 | |
| | 79,985,219.16 | | 19,677,358.50 | 60,307,860.66 | |
| | 145,975,790.69 | 6,527,000.00 | 34,218,960.38 | 118,283,830.31 | -- |

2020

506,000.08 11,874

| | | | |
|---|---|---|---|
| | | | 2020 |
| | 5 | | |
| PC | 1,572,999.99 | 64,350.00 | 1,508,649.99 |
| | 244,313.70 | 16,470.60 | 227,843.10 |
| | 1,086,490.45 | 107,818.69 | 978,671.76 |
| | 172,258.08 | 11,612.88 | |

20170195

| | | | | | |
|---|---|---|---|---|---|
| | 1,992,140.60 | | 288,091.53 | | 1,704,049.07 |
| | 200,000.00 | | | | 200,000.00 |
| | 691,682.65 | 3 | 191,443.34 | | 500,239.31 |
| | 1,000,000.00 | | | -1,000,000.00 | 0.00 |
| | 1,000,000.00 | ŧ m 8 | | -1,000,000.00 | 0.00 |
| | 40,626.72 | | 2,758.01 | | 37,868.71 |
| 2017 | 108,270.43 | | 16,381.86 | | 91,888.57 |
| | 120,045.90 | | 3,326.04 | | 116,719.86 |
| | 5,224,866.18 | | 1,577,122.25 | | 3,647,743.93 |
| 2018 | 2,461,040.63 | 3,000,000.00 | 1,205,712.29 | | 4,255,328.34 |

| | | | | | | | | |
|---|---|---|---|---|---|---|---|---|
| | 100,000.00 | | | | | | 100,000.00 | |
| | | 300,000.00 | | | | | 300,000.00 | |
| | | 2,000,000.00 | | | | | 2,000,000.00 | |
| | | 200,000.00 | | 167,255.50 | | | 32,744.50 | |
| 2019 | | 300,000.00 | | 300,000.00 | | | | |
| 2020 | | 9,000.00 | | 9,000.00 | | | | |
| | | 120,000.00 | | | | | 120,000.00 | |
| | | 598,000.00 | | 17,587.99 | | | 580,412.01 | |
| | 65,990,571.53 | 6,527,000.00 | | 12,541,601.88 | | -2,000,000.00 | 57,975,969.65 | |

2020 6 (A ) 45,998,160.00 1.00

10.87 499,999,999.20 [2020]000245

| | | | | | | | | |
|---|---|---|---|---|---|---|---|---|
| | | | | | | | | |
| | -4,883,340.00 | | | | | | | -4,883,340.00 |
| | -4,883,340.00 | | | | | | | -4,883,340.00 |
| | 6,619,757.17 | 2,142,722.18 | | | | 2,142,722.18 | | 8,762,479.35 |
| | -335,833.72 | | | | | | | -335,833.72 |
| | 6,955,590.89 | 2,142,722.18 | | | | 2,142,722.18 | | 9,098,313.07 |
| | 1,736,417.17 | 2,142,722.18 | | | | 2,142,722.18 | | 3,879,139.35 |

| | | |
|---|---|---|
| [redacted] | 1,928,608,506.57 | 1,303,815,207.45 |
| + - | | [redacted] |
| | 1,928,608,506.57 | 1,513,751,685.68 |
| | 144,035,584.96 | 536,446,336.0 |

[redacted]

| | | |
|---|---|---|
| | 1,547,405.86 | 590,677.63 |
| | 5,385,803.12 | 14,350,349.99 |
| | 102.00 | 6,760.53 |
| | 16,067,241.77 | 27,269,622.36 |

| | | 2020 |
|---|---|---|
| | 10,435,290.31 | 11,370,194.60 |
| | 6,162,831.63 | 5,320,026.76 |
| | 102,327,925.85 | 95,520,182.95 |

| | | |
|---|---|---|
| | 21,665,527.40 | 17,231,050.26 |
| | 4,090,868.73 | 3,522,218.70 |
| | 8,902,523.21 | 9,296,798.76 |
| | 2,770,350.23 | 3,001,730.57 |
| | 486,724.49 | 654,717.00 |
| | 4,531,196.61 | 2,618,835.06 |
| | 42,447,190.67 | 36,325,350.35 |

| | | |
|---|---|---|
| | 14,745,514.65 | 17,200,844.66 |
| | -433,174.25 | |
| | 444.08 | 452,365.50 |
| | 9,229,001.62 | 195,199.50 |
| | 3,428,749.00 | 6,935,466.50 |
| | 22,030,732.86 | 633,023.00 |
| | 1,683,907.33 | 2,310,149.40 |
| | 50,685,175.29 | 27,727,048.56 |

| | | |
|---|---|---|
| | | |

| | | |
|---|---|---|
| | 1,851.85 | 558,385.60 |
| | 23,079,071.73 | 74,267,402.59 |
| | 23,080,923.58 | 74,825,788.19 |

| | | |
|---|---|---|
| | -792,923.20 | 4,660,420.77 |
| | -792,923.20 | 4,660,420.77 |

| | | |
|---|---|---|
| | | -916,986.59 |
| | | -916,986.59 |

| | | |
|---|---|---|
| | 538.98 | 23,879.67 |
| | 538.98 | 23,879.67 |

| | | | |
|---|---|---|---|
| | | | |
| | 7,217,599.95 | 140,499.46 | 7,217,599.95 |
| | | 61,946.90 | |
| | | | 153,941.99 |
| | 7,371,541.94 | 396,020.37 | 7,371,541.94 |

| | | | |
|---|---|---|---|
| | 452,656.89 | 592,287.69 | 452,656.89 |
| | 1,616.89 | 151,402.87 | 1,616.89 |
| | 685,223.47 | 1,460,469.87 | 685,223.47 |

| | | |
|---|---|---|
| | 30,153,827.20 | 31,200,636.56 |
| | -6,598,424.18 | 9,355,957.06 |
| | 23,555,403.02 | 40,556,593.62 |

| | |
|---|---|
| | 164,256,444.43 |
| / | 25,081,911.40 |
| | 1,744,303.32 |
| | -1,685,970.75 |
| | -1,359,292.33 |
| | 194,213.85 |
| | -829,179.11 |
| | |

| | | |
|---|---|---|
| | 17,116,335.21 | 33,407,067.90 |
| | 15,191,703.59 | 5,883,210.69 |
| | 31,21 | |

| | | |
|---|---|---|
| | 36,750,000.00 | 88,200,000.00 |
| | 36,750,000.00 | 88,200,000.00 |

| | | |
|---|---|---|
| | | 840,207.54 |
| | 316,000.00 | 315,000.00 |
| | | 7,970,000.00 |
| | 15,000,000.00 | |
| | 15,316,000.00 | 9,;0 *0 |

| | |
|---|---|
| | -- |
| | -- |
| | -- |

| | | |
|---|---|---|
| | 2,365,596,868.21 | 1,940,259,936.54 |
| | 200,932.34 | 397,844.48 |
| | 2,357,094,610.50 | 1,788,369,846.20 |
| | 8,301,325.37 | 38,016,037.64 |
| | 2,365,596,868.21 | 1,940,259,936.54 |

| | | |
|---|---|---|
| | 1,538,800.00 | |
| | 488,506,645.18 | |
| | 341,998,318.24 | |
| | 113,114,424.98 | |
| | 49,009.68 | |
| | 32,049,481.04 | |
| | 290,090,394.16 | |
| | 1,267,347,073.28 | -- |

| | | | |
|---|---|---|---|
| | -- | -- | |
| | 11,695,456.93 | 7.0795 | 82,797,987.33 |
| | 557.44 | 7.961 | 4,437.78 |
| | 2,115,840.99 | 0.9134 | 1,932,609.16 |

| | | | |
|---|---|---|---|
| | 72,450.12 | | 37,899.96 |
| 2016055 | 275,000.06 | | 79,999.98 |
| | 1,185,384.52 | | 99,999.96 |
| 20170112 PC | 528,511.98 | | 49,999.98 |
| 20170195 | 1,704,049.07 | | 26 |

2020

0.00 5,430.18

*9

283,469.32 48,356.28

*12

*13 547,042.41 56,380.86

820,000.00

*14

494,125.12 11,874.96

*15

| *23 | | |
|---|---|---|
| PC | 1,508,649.99 | 64,350.00 |
| | 242,961.33 | 37,773.42 |
| | 135,318.52 | 12,385.92 |
| | 500,239.31 | 191,443.34 |
| | 300,000.00 | |
| -- | 2,000,000.00 | |
| | 580,412.01 | 17,587.99 |
| | 200,000.00 | |
| | 3,000,000.00 | 1,000,000.00 |
| | 1,700,000.00 | 4,980,000.00 |
| " " | 116,719.86 | 3,326.04 |
| | 100,000.00 | |
| | 91,888.57 | 16,381.86 |
| | 37,868.71 | 2,758.01 |
| | 3,647,743.93 | 1,577,122.25 |
| | 100,000.00 | |
| | 120,000.00 | |
| : | | |
| | 32,744.50 | 167,255.50 |
| :2018 | 4,255,328.34 | 1,205,712.29 |

2020

:2019

| | | |
|---|---|---|
| | 0.00 | 300,000.00 |

-

:

| | | |
|---|---|---|
| /2020 | 0.00 | 9,000.00 |
| | 768,885.42 | 768,885.42 |
| | 344,804.41 | 344,804.41 |
| | 153,500.00 | 153,500.00 |
| | 360,000.00 | 360,000.00 |
| | 1,561,200.00 | 593,200.00 |
| | 2,600,000.00 | 2,600,000.00 |
| 2020 | 500,000.00 | 500,000.00 |
| | 500,000.00 | 500,000.00 |
| | 500,000.00 | 500,000.00 |
| | 562,983.16 | 562,983.16 |
| | 596,000.00 | 596,000.00 |

| | | | | | | | |
|---|---|---|---|---|---|---|---|
| | | | | | | | |

2020

| | | |
|---|---|---|
| | 356,823.29 | 356,823.29 |
| | 4,178,808.10 | |
| | -2,361,468.55 | -2,361,468.55 |
| | 129,435,268.39 | 116,898,844.11 |
| | 38,830,508.52 | |
| | 90,604,687.87 | 117,957,115.83 |

2019 8 5 2019 38

| | | | | | | | | |
|---|---|---|---|---|---|---|---|---|
| | | | | | | | | |

| | |
|---|---|
| | |

| | | | | | | |
|---|---|---|---|---|---|---|
| | | | | 97.59% | 2.41% | |
| | | | | 100.00% | | |
| | | | | 100.00% | | |
| | | | | 100.00% | | |
| | | | | 100.00% | | |
| | | | | 51.00% | | |
| | | | | 53.33% | | |
| | | | | 51.00% | | |
| | | | | 100.00% | | |
| | | | | | 80.00% | |
| | | | | | 100.00% | |
| | | | | | 100.00% | |
| | | | | 100.00% | | |
| | | | | | 100.00% | |
| | | | | 100.00% | | |

| | | | | | | |
|---|---|---|---|---|---|---|
| | | | | | 100.00% | |
| | | | | | 100.00% | |
| | | | | | 100.00% | |
| | | | | | 100.00% | |
| | | | | | 76.19% | |
| | | | | | 79.05% | |
| | | | | | 100.00% | |
| | | | | | 100.00% | |
| | | | | | 99.00% | |
| | | | | | 51.00% | |
| | | | | | 100.00% | |
| Carits, Inc. | | | | | 100.00% | |
| ( )( 2) | | | | | 48.00% | |
| | | | | | 100.00% | |

| |
|---|
| 2020 |
| 100.00% |
| 100.00% |
| 100.00% |
| 100.00% |
| 100.00% |
| 100.00% |

2020

72.86%

70.00%

70.00%

51.00%

57.92%

1

100.00%

53.54%

100.00%

49.71%

1

100.00%

100.00%

51.00%

2020

2020

51.00%

100.00%

100.00%

54.34%

| | | | | | | |
|---|---|---|---|---|---|---|
| | | | | | 70.00% | |
| | | | | | 100.00% | |

51.00%  92.15%  72.16%

(  )  48%

(  )  2/3

(  )

| | | | | |
|---|---|---|---|---|
| | 49.00% | 046,594.71 | 0.0 | 35,294,039.3 |
| | 4% | 658,481.81 | 0.00 | 2,064,583. |
| | 46.46% | 0.00 | 0.00 | 180,000,000.00 |
| | 46.67% | 31,793.65 | 0.00 | 35,322,715.41 |

537,80

| | | | | | | | | | | | | |
|---|---|---|---|---|---|---|---|---|---|---|---|---|
| | 05,687.06 | 24,699.38 | 0,386.44 | 9,988.76 | 6,477.30 | 6,466.06 | 0,707.01 | 0,990.00 | 1,697.01 | 4,445.42 | 6,259.06 | 0,704.48 |
| | 419,533,157.74 | [illegible] | 3,680,63.50 | 180,80,062 | [illegible] | 327,989,112.61 | 452,5[illegible] | 907 | 699,313,507.52 | 203,882,064.39 | 167,104,928.62 | 370,986,993.01 |
| | 87,849,687.07 | 220,824,830.47 | 308,674,517.54 | 543,145.97 | 3,886,106.89 | 4,429,252.86 | 28,766,938.20 | 222,387,475.36 | 251,154,413.56 | 1,075,876.82 | 7,335,991.96 | 8,411,868.78 |
| | 79,873,742.06 | 42,994,250.17 | 122,867,992.23 | 44,598,539.11 | 2,583,326.24 | 47,181,865.35 | 76,183,469.55 | 42,752,278.69 | 118,935,748.24 | 40,610,722.01 | 2,707,023.74 | 43,317,745.75 |

| | | | | | | | | |
|---|---|---|---|---|---|---|---|---|
| | | | | | | | | |
| | | | | | | | | |
| | 38,360,310.67 | 6,335,422.64 | | 26,530,039.60 | 71,372,040.11 | 12 Ïž | | |

| | | 2020 |
|---|---|---|
| | 308,673,355.87 | 2,684,844,612.89 |
| | 20,760,000.00 | 251,574,697.18 |
| | | |

| | | | |
|---|---|---|---|
| | | | |

| | | | | / | |
|---|---|---|---|---|---|
| | | | | | |

( )

2

,

2.

| | | | | |
|---|---|---|---|---|
| | | | | |
| | | | | |
| | | | | |
| | | | | |
| | | | | |
| | | | | |

| | | | | | | | | | |
|---|---|---|---|---|---|---|---|---|---|
| | | | | | | | | | |
| | | | | | | | | | |

| | | | | | |
|---|---|---|---|---|---|
| | | | | | |

10,000.00

| | |
|---|---|
| | |
| | |
| | |
| | |
| | |
| | |
| | |
| | |
| | |
| | |
| | |
| | |
| | |
| | |
| | |
| | |
| AB Systems Inc | |
| NirmidasBiotech,Inc | |
| | |
| | |
| | |
| | |
| | |
| | |
| | |
| | |
| | |
| | |
| | |

| | |
|---|---|
| | |
| | |
| | |
| | |
| | |
| | |
| | |

| | |
|---|---|

| | | | | | |
|---|---|---|---|---|---|
| | | | | | |

112,

| | | | |
|---|---|---|---|
| | | 177,590.68 | 266,386.02 |
| | | 335,862.81 | 376,746.98 |
| | | 26,285.70 | 25,142.88 |
| | | | 701,814.00 |
| | | 79,207.92 | 673,768.80 |
| | | 676,462.26 | |
| | | 10,176.99 | 2,830.19 |
| | | 212,389.40 | |
| | | 23,584.91 | |

/

| | | | | | | |
|---|---|---|---|---|---|---|
| / | / | / | / | / | / | / |

/

/

| | | | | | | |
|---|---|---|---|---|---|---|
| / | / | / | / | / | / | / |

/

| | | | |
|---|---|---|---|
| | | | 34,239.93 |
| | | 16,190.46 | 5,800.95 |

2020

| | | | |
|---|---|---|---|
| | | | |
| | | 122,936.24 | 184,404.36 |
| | | | 673,768.80 |
| | | 1,324,359.00 | 1,254,226.39 |
| | | 74,824.53 | 56,243.00 |
| | | 10,380.94 | |

| | | | | |
|---|---|---|---|---|
| | | | | |

| | | | | |
|---|---|---|---|---|
| | 150,000,000.00 | 2016 06 16 | 2024 06 15 | |
| | 5,000,000.00 | 2016 01 29 | 2020 01 19 | |
| | 5,000,000.00 | 2019 10 29 | 2020 10 29 | |

2016 6 16

15,000

1%/

2019 000093

500.00 12

49%

| | | | | |
|---|---|---|---|---|
| | | | | |

44,100,000.00 2018

| | | | | | |
|---|---|---|---|---|---|
| | | | | | |
| | | | | | |
| | | | | 104,742.73 | 3,142.28 |
| | | 3,340,776.44 | 310,077.64 | 3,100,776.44 | 310,077.64 |
| | | 2,541,452.00 | 504,675.40 | 2,541,452.00 | 504,675.40 |
| | | 313,681.80 | 31,368.18 | 310,797.77 | 15,539.89 |
| | | | | 82,376.01 | 4,136.84 |
| | | 59,954.03 | 2,997.70 | | |
| | | 156,483.99 | 7,824.20 | | |
| | | 26,759.22 | 1,337.96 | 5,400.01 | 270.00 |
| | | | | 12,243.86 | 612.19 |
| | | 356,014.58 | 17,800.73 | | |
| | | 25,000.00 | 1,250.00 | | |
| | | 5,400.00 | 5,400.00 | | |
| | | | | | |

| | | | |
|---|---|---|---|
| 80,000.00 | | | |
| 1,429,615.54 | 452,125.45 | 1,429,615.54 | 257,095.09 |
| 67,580.17 | 66,495.65 | 67,580.17 | 58,356.28 |
| 2,173.23 | 2,173.23 | 2,173.23 | 108.66 |
| 1,500.00 | 1,500.00 | 1,500.00 | 1,500.00 |
| 43,445.55 | 8,689.11 | 43,445.55 | 4,344.56 |
| 16,975.65 | 1,243.05 | 9,138.20 | 851.18 |
| 884,076.04 | 884,076.04 | 884,076.04 | 884,076.04 |
| 77,123.06 | 15,757.65 | 77,123.06 | 11,901.50 |
| 944.17 | 94.42 | 944.17 | 94.42 |
| 30,000.00 | 1,500.00 | 30,000.00 | 1,500.00 |

| | | | | | |
|---|---|---|---|---|---|
| | | 383,018.86 | | 383,018.86 | |

| | | | |
|---|---|---|---|
| | | | |
| | | 1,348,705.99 | 1,643,316.49 |
| | | 566,037.74 | 566,037.74 |
| | | 805,184.90 | 899,480.00 |
| | | 411,793.64 | 411,793.64 |
| | | 109,090.91 | 109,090.91 |
| | | 4,500,000.00 | |
| | | | |
| | | | 1,722,686.91 |
| | | 79,332.29 | |
| | | | |
| | | 1,438,206.50 | |
| | | 6,414,604.47 | |
| | | | |
| | | 1,860,709.58 | 1,866,936.66 |
| | AB Systems Inc | | 1,707,997.98 |
| | NirmidasBiotech,Inc | 2,123,850.00 | 2,092,860.00 |
| | | 10,470.81 | 10,470.81 |
| | | 183,089.58 | 183,089.58 |
| | | 6,525.00 | 6,525.00 |
| | | 164,945.00 | 164,945.00 |

| | | | |
|---|---|---|---|
| | | 10,945.00 | 10,945.00 |
| | | 5,724.00 | |
| | | 7,958.63 | 7,958.63 |
| | | 7,500.00 | 7,500.00 |
| | | 5,000.00 | 5,000.00 |
| | | 23,818.50 | 87,423.58 |
| | | 447,233.57 | 456,433.57 |
| | | 661,758.60 | 620,734.92 |
| | | 129,432.00 | 147,832.00 |
| | | 210,539.50 | 221,339.50 |
| | | 87,508.10 | 298,634.10 |
| | | 371,005.45 | 722,908.05 |
| | | 169,050,000.00 | 132,300,000.00 |
| | | | 350,000.00 |
| | | 9,200.00 | 9,200.00 |
| | | 338,054.88 | 9,200.00 |
| | | 132,715.83 | |
| | | 207,867.00 | |

2020 6 30

1

1 2006 3 13 (2005) 953-2

( ) 1998

7,831,266.45

2015 6 17 [ 2012 68 ]

1998 7,831,266.45

1998

7,831,266.45 1998 7,831,266.45

7,831,266.45

2020

6 30

2 2006 3 20

5,500.00

95

2006 9 25 (2006) 173

5,500.00 (

2003 12 30 )

2006 12 (2006) 173

(2007) 595 2010 4 30

(2007) 94-4 (2006) 173

2020 6 30

5,500.00

3

| | | | |
|---|---|---|---|
| | | | |
| | | | |
| | | | |
| | | | |
| | | | |
| | | | |
| | | | |
| | | | |
| | | | |
| | | | |
| | | | |
| | | | |
| | | | |
| | | | |
| | | | |
| | | | |
| | | | |
| | | | |
| | | | |
| | | | |
| | | | |
| | | | |

| | | | |
|---|---|---|---|

| | | |
|---|---|---|

# Л0 éé

| | | | | | | | | | | |
|---|---|---|---|---|---|---|---|---|---|---|
| | | | | | | | | | | |
| | | | | | | | | | | |
| | | | | | | | | | | |
| | 1,348,938.65 | 0.44% | 38.65 | 100.00% | | 1,348,938.65 | 0.42% | 1,348,938.65 | 100.00% | 0.00 |
| | | | | | | | | | | |
| | 305,041,408.63 | 99.56% | 08.52 | 2.78% | 296,574,200.3 | | | | | |

2020

8,467,208.52

| | | | |
|---|---|---|---|
| 1 | 280,747,675.48 | 8,422,430.26 | 3.00% |
| 1 2 | | | |
| 2 3 | | | |
| 3 | 44,778.26 | 44,778.26 | 100.00% |
| | 280,792,453.74 | 8,467,208.52 | -- |

| | | | |
|---|---|---|---|
| | | | |

| | |
|---|---|
| 1 1 | 304,996,630.37 |
| 3 | 1,393,716.91 |
| 5 | 1,393,716.91 |
| | 306,390,347.28 |

| | | | | | | |
|---|---|---|---|---|---|---|
| | | | | | | |

| | | |
|---|---|---|
| | | |

2e

| | 2020 |
|---|---|
| 639,181.96 | 385,133.47 |
| 116,350.00 | 193,009.06 |
| 3,581,191.06 | 2,796,299.49 |
| 1,429,615.54 | 1,429,615.54 |

| | | | | | | |
|---|---|---|---|---|---|---|
| | | | | | | |
| | | | | | | |

| | | |
|---|---|---|
| | | |

| | |
|---|---|
| | |

| | | | | | |
|---|---|---|---|---|---|
| | | | | | |

| | | | | | |
|---|---|---|---|---|---|
| | | 2,802,453.56 | 1 | 29.11% | 84,073.61 |
| | | 2,796,299.49 | 3 | 29.05% | 2,796,299.49 |
| | | 17,956.65 | 1 | 0.19% | 538.70 |
| | | 490,918.14 | 1-2 | 5.10% | 49,091.81 |
| | | 740,351.16 | 2-3 | 7.69% | 222,105.35 |
| | | 180,389.59 | 3 | 1.87% | 180,389.59 |
| | | 200,000.00 | 1 | 2.08% | 6,000.00 |
| | | 200,000.00 | 1 | 2.08% | 6,000.00 |
| | -- | 7,428,368.59 | -- | 77.16% | 3,344,498.55 |

| | | | | |
|---|---|---|---|---|
| | | | | |

| | | | | | | |
|---|---|---|---|---|---|---|
| | | | | | | |
| | | | | | | |
| | 3,889,880,097.61 | | 3,889,880,097.61 | 3,868,880,097.61 | | 3,868,880,097.61 |
| | | | | 88,240.76 | | 88,240.76 |
| | 3,889,880,097.61 | | 3,889,880,097.61 | 3,868,968,338.37 | | 3,868,968,338.37 |

| | ( ) | | | | | ( ) | |
|---|---|---|---|---|---|---|---|
| | | | | | | | |
| | 236,803.89 | | | | | 236,803.89 | |
| | 48,354,937.29 | | | | | 48,354,937.29 | |
| | 310,401,488.81 | | | | | 310,401,488.81 | |
| | 22,640,067.00 | | | | | 22,640,067.00 | |
| | 5,404,326.33 | | | | | 5,404,326.33 | |
| | 20,000,000.00 | | | | | 20,000,000.00 | |

| | | | | | | | |
|---|---|---|---|---|---|---|---|
| | 10,000,000.00 | | | | | 10,000,000.00 | |
| | 221,047,627.92 | | | | | 221,047,627.92 | |
| | 16,184,000.00 | | | | | 16,184,000.00 | |
| | 15,300,000.00 | | | | | 15,300,000.00 | |
| | 5,100,000.00 | | | | | 5,100,000.00 | |
| | 10,380,135.69 | 21,000,000.00 | | | | 31,380,135.69 | |
| | 3,183,830,710.68 | | | | | 3,183,830,710.68 | |
| | 3,868,880,097.61 | 21,000,000.00 | | | | 3,889,880,097.61 | |

| | ( ) | | | | | | | | | ( ) | |
|---|---|---|---|---|---|---|---|---|---|---|---|
| | | | | | | | | | | | |
| | | | | | | | | | | | |
| | 88,240.76 | | | -88,240.76 | | | | | | | |
| | 88,240.76 | | | -88,240.76 | | | | | | | |
| | 88,240.76 | | | -88,240.76 | | | | | | | |

2020

| | | |
|---|---|---|
| | 15,054,461.16 | |
| | 3,987,955.93 | |
| | 67,820,687.16 | -- |

1

1

| | | | |
|---|---|---|---|
| | | | |
| | | / | / |
| | 2.92% | 0.1237 | 0.1237 |
| | 1.55% | 0.0654 | 0.0654 |

2020

1